

#StandWithUkraine

WIRE SUPPORT TO SELFRELIANCE FOUNDATION RELIEF FUND

Instructions

- 1 Log into your online banking at www.selfreliance.com
Press **Transfers** from the main menu on the left and choose **Wire – Domestic**.

Home > Transfers

Transfers

- Accounts Overview
- Accounts
- Bill Pay
- Transfers**
- Statements and Tax Forms
- Additional Services

My Accounts Move funds between my Selfreliance Federal Credit Union Accounts	Other Members Send funds to other Selfreliance Federal Credit Union Members	External Accounts Make transfers between your External and Selfreliance FCU accounts
Scheduled Transfers Manage one-time or recurring transfers	Wire - Domestic Transfer your funds to locations in the United States	Wire - International Transfer your funds to locations outside the United States
Incoming Wires Instructions for incoming wires to your Selfreliance FCU account	Zelle® Send money with Zelle®	

- 2 Fill out your **Contact Information**. Please note that all fields are mandatory.

Member Information

Member Name: _____

Date of Birth*
Select Date of Birth

Account Number*
Select Account Number ▼

Address: _____ **City:** _____ **Country:** United States

State: _____ **ZIP Code:** _____

Phone*
Select Phone Number ▼


Email*
Select email address ▼



3 Fill out the Transfer Information.

Transfer Information

Transfer date to wire funds*

Select Transfer Date 


Wire Amount*

\$ Enter Amount

Written Amount

4 Fill out the Recipient Information as shown below:


Enter the Bank Account Details of the Recipient

Receiving Bank Name (must be a US bank)*  Selfreliance Federal Credit Union


ABA Routing Number* 271080817


[Click here to search ABA Routing Number](#)

Receiving Bank Address* 2332 W Chicago Ave, Chicago, IL 60622

Recipient (account name)*  Selfreliance Foundation Relief Fund

Recipient Account Number* 176694

Recipient Address*  2332 W Chicago Ave, Chicago, IL 60622

Reference or Additional Information*  Support Ukraine

5 Sign (type) your First and Last Name. Press Submit

Sender's First and Last Name* 

Enter Sender's First and Last Name

* Indicates mandatory fields

Reset Submit